

Scaled data based on original data using
LM-79-08 Approved Method: Electrical and Photometric Measurements of Solid-
State Lighting Products

Test Report Prepared for
Cooper Lighting Solutions
(formerly Eaton)

Brand: McGRAW-EDISON

Report Number: P227046

Luminaire Tested: **ISW-AF-800-LED-E1-SL4-8030**

Issue Date: 3/3/2020

Test Information

Test Method: LM-79-08
Report Number: P227046
TEST IS SCALED FROM IESNA LM-79-08 TEST DATA (P35947)
Test Lab: INNOVATION CENTER-P3
Issue Date: 3/3/2020
Manufacturer: COOPER LIGHTING SOLUTIONS (FORMERLY EATON)
Product Line: MCGRAW-EDISON
Catalog Number: ISW-AF-800-LED-E1-SL4-8030
Description: IMPACT ELITE LED WEDGE LUMINAIRE
LIGHT SQUARE WITH ACCULED OPTICS-TYPE IV W/SPILL CONTROL
Light Source: (16) 3000K CCT, 80 CRI LEDs
Ballast/Driver: ELECTRONIC DRIVER

Summary

Lumens per Lamp: N/A
Luminaire Lumens: 3738.1 lumens
Efficiency: N/A
Efficacy: 85.9 lumens/watt
Luminous Opening: Rectangular (W 0.5' x L: 0.5' x H: 0')
IES Classification: Type IV - Short - Semi-Cutoff
BUG Rating: B1 - U1 - G1

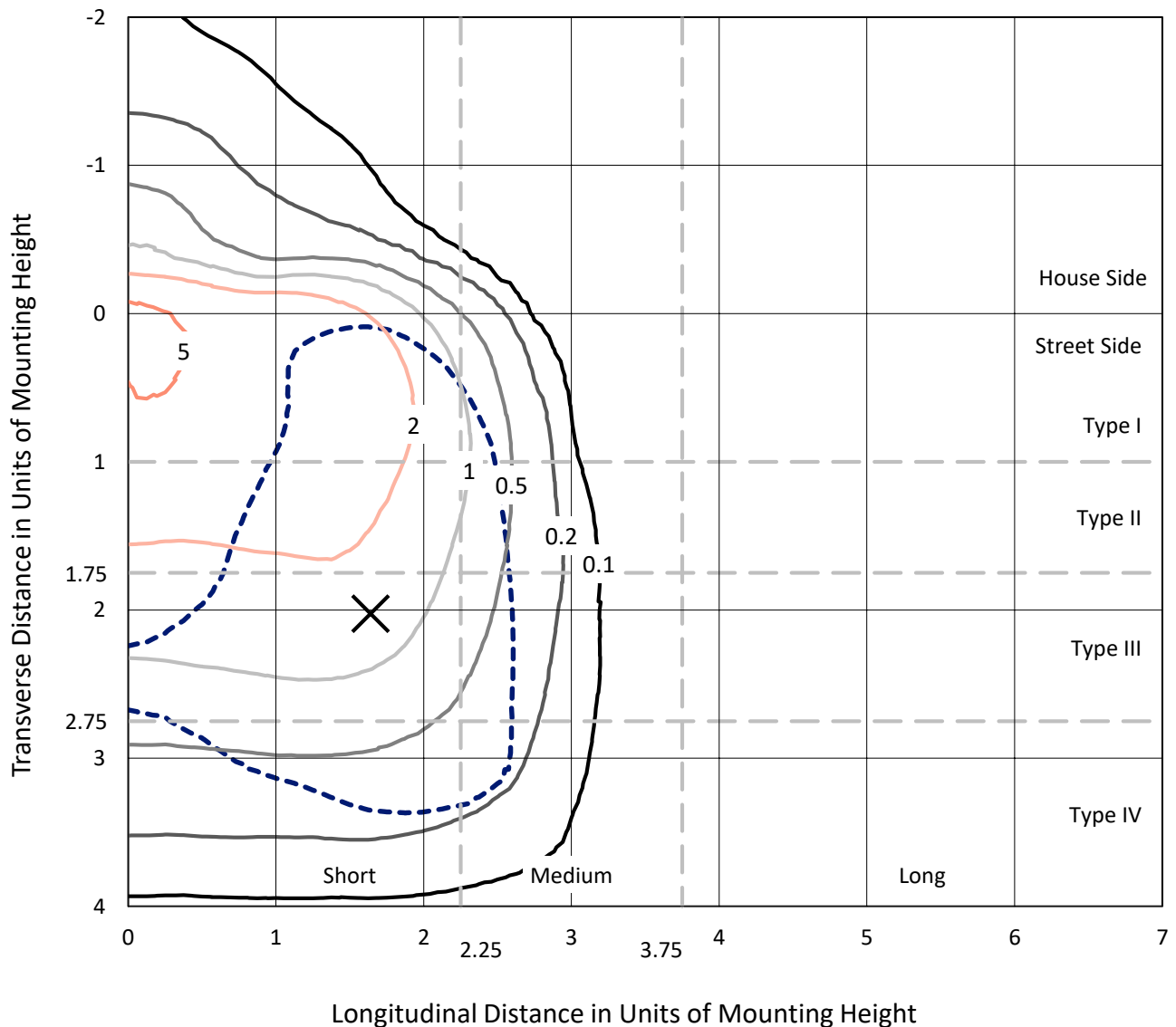
Input Watts (W): 43.5
Input Voltage (V): 120
Input Current (Ain): NR
Voltage Rise (V): NR
Power Factor: NR
Total Harmonic Distortion (THDi): NR
Frequency (hertz): 60
Stabilization Time: NR
Operation Time: NR
Ambient Temperature (°C): NR
Test Distance: 25 FT



REPORT NUMBER: P227046
 CATALOG NUMBER: ISW-AF-800-LED-E1-SL4-8030

Iso-Footcandle Lines of Horizontal Illumination

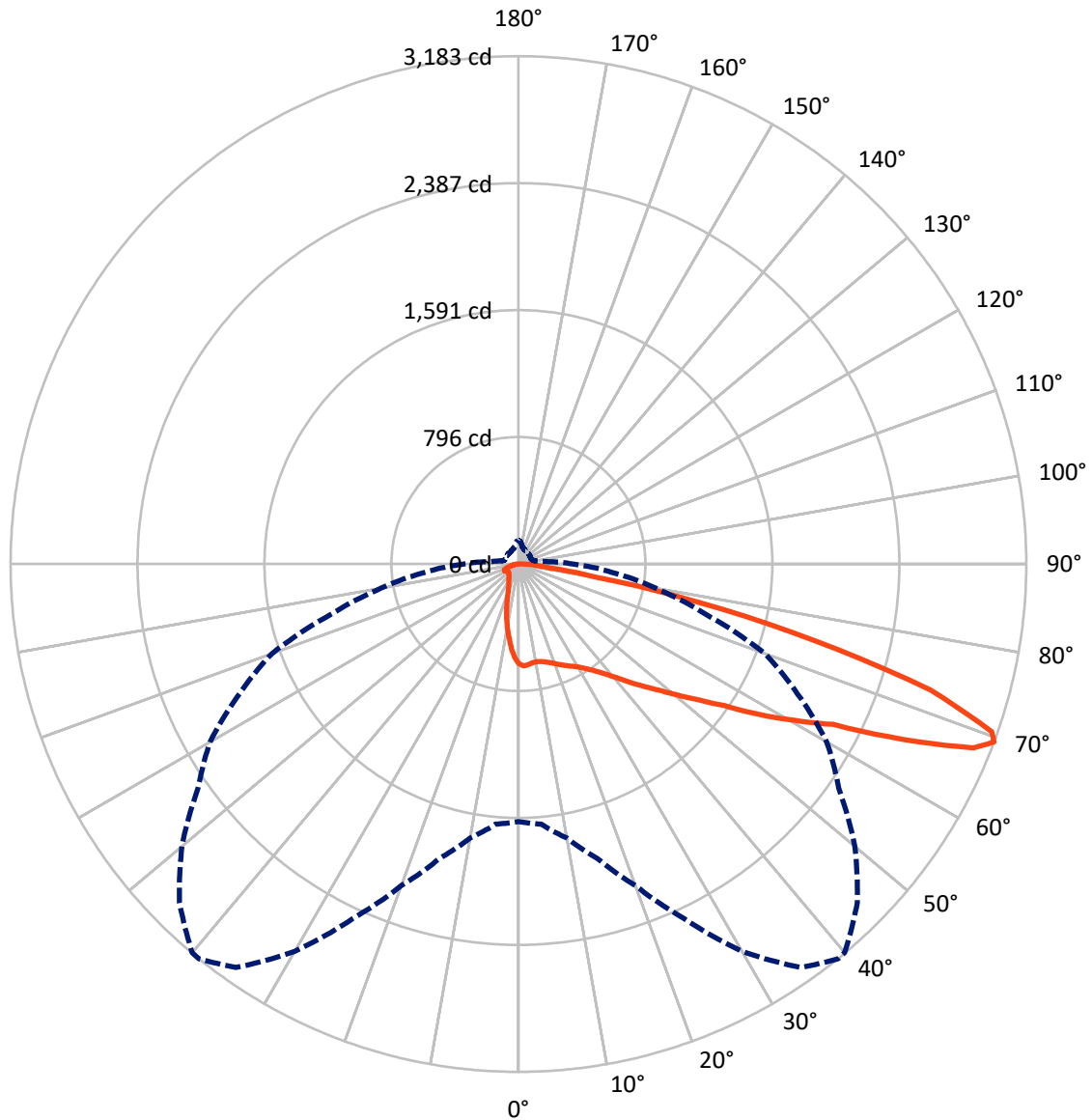
× Max cd
 - - - 1/2 Max cd



Based on 10 foot mounting height. Maximum calculated value = 6.3 fc
 Type IV - Short - Semi-Cutoff

REPORT NUMBER: P227046
CATALOG NUMBER: ISW-AF-800-LED-E1-SL4-8030

Luminous Intensity Polar Plot



— Vertical Plane Through 39-Deg Lateral - - - Horizontal Cone Through 69-Deg Vertical

REPORT NUMBER: P227046

CATALOG NUMBER: ISW-AF-800-LED-E1-SL4-8030

FLUX DISTRIBUTION:

		Downward	Upward	Total
House Side	Lumens	473.0	0.1	473.1
	% Fixture	12.7	0.0	12.7
Street Side	Lumens	3264.1	0.9	3265.1
	% Fixture	87.3	0.0	87.3
Total	Lumens	3737.1	1.0	3738.1
	% Fixture	100.0	0.0	100.0

Coefficient of Utilization

ZONAL LUMENS:

Zone	Lumens	% Fixture
0°-10°	54.1	1.4
10°-20°	136.3	3.6
20°-30°	212.1	5.7
30°-40°	320.6	8.6
40°-50°	513.0	13.7
50°-60°	806.3	21.6
60°-70°	1085.6	29.0
70°-80°	538.5	14.4
80°-90°	70.7	1.9
90°-100°	1.0	0.0
100°-110°	0.0	0.0
110°-120°	0.0	0.0
120°-130°	0.0	0.0
130°-140°	0.0	0.0
140°-150°	0.0	0.0
150°-160°	0.0	0.0
160°-170°	0.0	0.0
170°-180°	0.0	0.0
0°-90°	3737.1	100.0
0°-180°	3738.1	100.0



REPORT NUMBER: P227046

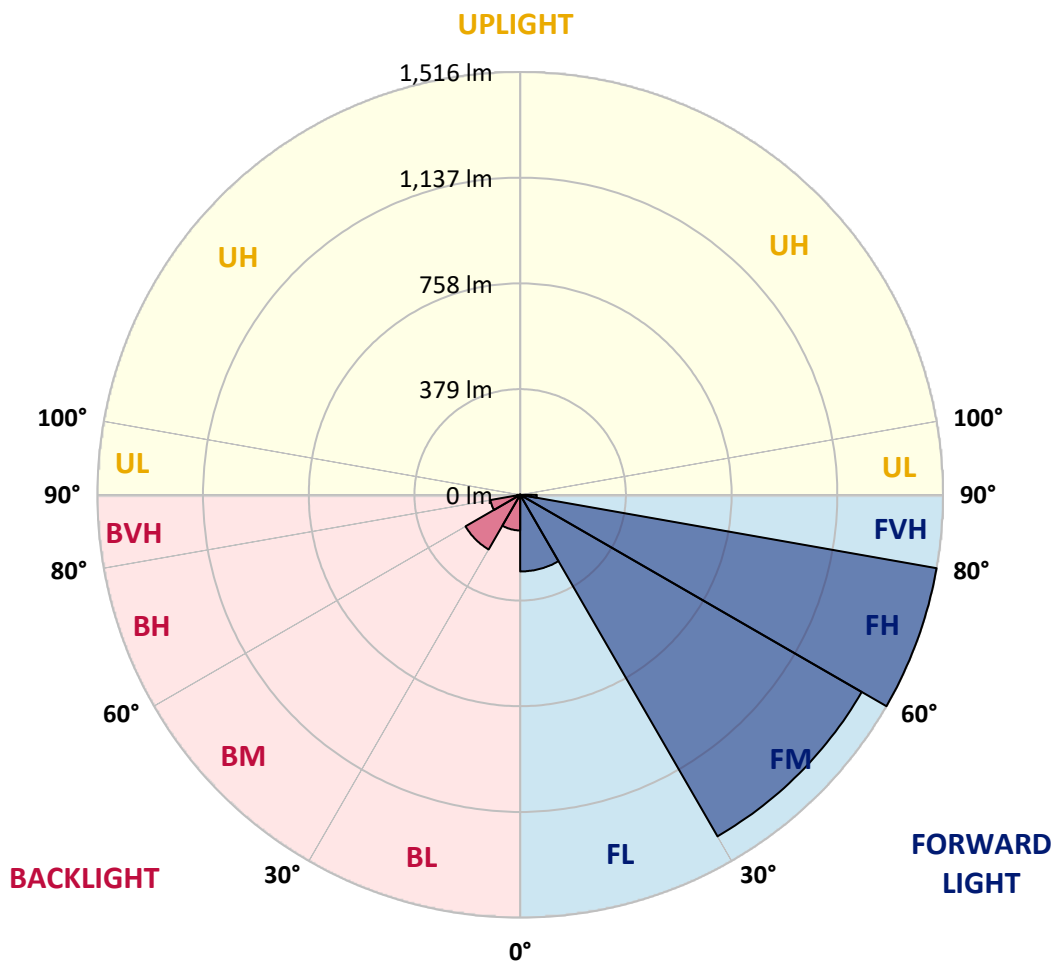
CATALOG NUMBER: ISW-AF-800-LED-E1-SL4-8030

LUMINAIRE CLASSIFICATION SYSTEM LUMEN TABLE AND BUG RATING:

Zone		Lumens	% Fixture	Zone Rating/Lumen Limit		
				B	U	G
FL	(0°-30°)	274.8	7.4			
FM	(30°-60°)	1413.9	37.8			
FH	(60°-80°)	1515.8	40.6			G1/1800
FVH	(80°-90°)	59.6	1.6			G1/100
BL	(0°-30°)	127.6	3.4	B1/500		
BM	(30°-60°)	226.0	6.0	B1/1000		
BH	(60°-80°)	108.3	2.9	B0/110		G0/110
BVH	(80°-90°)	11.1	0.3			G1/100
UL	(90°-100°)	1.0	0.0		U1/10	
UH	(100°-180°)	0.1	0.0		U1/10	

BUG Rating: B1-U1-G1

Type IV Short





REPORT NUMBER: P227046

CATALOG NUMBER: ISW-AF-800-LED-E1-SL4-8030

CANDELA DISTRIBUTION (FULL):

	0°	5°	10°	15°	20°	25°	30°	35°	39°	40°	45°
0°	626.1	626.1	626.1	626.1	626.1	626.1	626.1	626.1	626.1	626.1	626.1
2.5°	641.3	641.9	641.9	642.5	640.1	640.1	640.7	638.2	639.5	638.8	635.8
5°	642.5	643.1	642.5	643.1	640.1	638.8	636.4	633.4	634.6	634.0	629.7
7.5°	639.5	640.1	638.8	639.5	635.8	633.4	629.7	627.3	625.5	624.9	619.4
10°	632.8	634.6	632.2	634.0	631.0	628.5	626.7	624.3	623.1	622.5	616.4
12.5°	623.1	624.3	624.9	627.3	627.3	627.9	627.9	626.1	626.7	626.1	621.3
15°	614.0	618.2	622.5	624.9	629.7	632.8	635.2	634.6	636.4	635.8	632.8
17.5°	614.0	617.6	624.9	632.8	641.9	646.1	649.8	649.8	650.4	649.2	644.3
20°	616.4	623.1	635.2	648.6	659.5	668.0	670.4	669.8	667.4	667.4	658.9
22.5°	636.4	640.7	654.0	668.6	683.7	692.2	692.8	691.0	686.2	685.0	674.6
25°	664.9	669.8	681.9	700.7	712.3	718.9	717.1	711.0	706.2	701.9	691.0
27.5°	709.2	712.9	725.0	737.7	744.4	746.8	739.6	731.1	725.6	723.8	709.2
30°	754.7	759.6	769.3	777.2	782.6	775.4	763.8	754.1	749.3	748.0	734.7
32.5°	810.5	811.1	817.8	819.6	820.2	808.1	792.3	783.2	781.4	779.0	768.7
35°	861.5	864.5	863.3	862.7	857.3	842.1	828.7	823.3	821.5	820.9	812.4
37.5°	907.0	911.9	908.8	903.4	896.7	884.6	870.6	864.5	870.6	867.0	868.8
40°	951.3	951.3	947.7	944.6	936.7	925.2	920.3	921.0	930.7	933.1	935.5
42.5°	989.5	988.9	985.3	982.8	981.6	979.2	976.8	988.3	1007.1	1010.7	1016.2
45°	1031.4	1030.8	1016.8	1021.7	1030.2	1032.0	1040.5	1067.2	1090.2	1092.0	1103.6
47.5°	1072.0	1067.2	1053.8	1058.7	1082.9	1095.7	1109.6	1147.3	1179.4	1186.1	1218.2
50°	1114.5	1109.6	1095.1	1104.2	1138.2	1161.8	1194.6	1246.7	1291.0	1300.1	1342.0
52.5°	1158.8	1158.2	1146.6	1160.6	1202.5	1250.4	1302.0	1360.8	1414.8	1426.3	1488.2
55°	1212.2	1209.1	1204.3	1221.3	1280.7	1345.0	1425.7	1505.8	1564.7	1585.3	1647.8
57.5°	1272.2	1271.0	1271.6	1306.8	1378.4	1476.1	1575.0	1683.0	1780.0	1794.6	1852.8
60°	1324.4	1326.8	1340.8	1396.0	1485.8	1618.0	1757.0	1903.2	1989.3	2004.5	2061.5
62.5°	1388.1	1402.1	1433.0	1502.8	1608.3	1768.5	1948.7	2103.4	2214.4	2245.4	2353.4
65°	1541.0	1551.9	1609.6	1693.9	1828.6	2033.6	2240.5	2465.6	2648.8	2676.7	2769.5
67.5°	1652.6	1680.5	1770.9	1908.6	2103.4	2365.5	2649.4	2921.8	3076.5	3089.3	3024.4
69°	1613.8	1636.9	1743.6	1909.9	2144.7	2449.8	2802.9	3087.4	3182.7	3180.3	3003.7
70°	1554.3	1575.6	1693.3	1854.7	2110.1	2440.1	2805.3	3088.7	3146.3	3124.5	2922.4
72.5°	1302.0	1320.8	1431.2	1599.8	1847.4	2175.0	2519.0	2712.5	2700.4	2682.2	2348.5
75°	813.0	811.8	908.2	1005.9	1198.2	1529.5	1785.5	1940.8	1915.9	1902.0	1507.6
77.5°	304.0	325.2	360.4	465.3	553.9	732.9	939.8	1112.7	1160.6	1099.3	811.8
80°	158.3	169.9	192.9	229.9	264.5	302.7	364.0	468.4	484.7	452.0	327.6
82.5°	125.0	138.9	162.0	193.5	217.8	203.2	191.7	198.4	197.2	188.1	166.8
85°	94.6	111.0	148.6	180.8	215.4	182.0	145.0	126.8	112.8	113.5	120.7
87.5°	47.3	61.3	117.1	157.7	187.5	120.7	94.6	73.4	61.3	58.8	78.9
90°	14.6	14.6	23.7	30.9	42.5	21.2	20.6	15.8	11.5	11.5	18.2
92.5°	0.0	0.0	0.0	0.0	0.0	0.0	0.0	0.0	0.0	0.0	0.0
95°	0.0	0.0	0.0	0.0	0.0	0.0	0.0	0.0	0.0	0.0	0.0
97.5°	0.0	0.0	0.0	0.0	0.0	0.0	0.0	0.0	0.0	0.0	0.0
100°	0.0	0.0	0.0	0.0	0.0	0.0	0.0	0.0	0.0	0.0	0.0
102.5°	0.0	0.0	0.0	0.0	0.0	0.0	0.0	0.0	0.0	0.0	0.0
105°	0.0	0.0	0.0	0.0	0.0	0.0	0.0	0.0	0.0	0.0	0.0
107.5°	0.0	0.0	0.0	0.0	0.0	0.0	0.0	0.0	0.0	0.0	0.0



REPORT NUMBER: P227046

CATALOG NUMBER: ISW-AF-800-LED-E1-SL4-8030

CANDELA DISTRIBUTION (continued):

	0°	5°	10°	15°	20°	25°	30°	35°	39°	40°	45°
110°	0.0	0.0	0.0	0.0	0.0	0.0	0.0	0.0	0.0	0.0	0.0
112.5°	0.0	0.0	0.0	0.0	0.0	0.0	0.0	0.0	0.0	0.0	0.0
115°	0.0	0.0	0.0	0.0	0.0	0.0	0.0	0.0	0.0	0.0	0.0
117.5°	0.0	0.0	0.0	0.0	0.0	0.0	0.0	0.0	0.0	0.0	0.0
120°	0.0	0.0	0.0	0.0	0.0	0.0	0.0	0.0	0.0	0.0	0.0
122.5°	0.0	0.0	0.0	0.0	0.0	0.0	0.0	0.0	0.0	0.0	0.0
125°	0.0	0.0	0.0	0.0	0.0	0.0	0.0	0.0	0.0	0.0	0.0
127.5°	0.0	0.0	0.0	0.0	0.0	0.0	0.0	0.0	0.0	0.0	0.0
130°	0.0	0.0	0.0	0.0	0.0	0.0	0.0	0.0	0.0	0.0	0.0
132.5°	0.0	0.0	0.0	0.0	0.0	0.0	0.0	0.0	0.0	0.0	0.0
135°	0.0	0.0	0.0	0.0	0.0	0.0	0.0	0.0	0.0	0.0	0.0
137.5°	0.0	0.0	0.0	0.0	0.0	0.0	0.0	0.0	0.0	0.0	0.0
140°	0.0	0.0	0.0	0.0	0.0	0.0	0.0	0.0	0.0	0.0	0.0
142.5°	0.0	0.0	0.0	0.0	0.0	0.0	0.0	0.0	0.0	0.0	0.0
145°	0.0	0.0	0.0	0.0	0.0	0.0	0.0	0.0	0.0	0.0	0.0
147.5°	0.0	0.0	0.0	0.0	0.0	0.0	0.0	0.0	0.0	0.0	0.0
150°	0.0	0.0	0.0	0.0	0.0	0.0	0.0	0.0	0.0	0.0	0.0
152.5°	0.0	0.0	0.0	0.0	0.0	0.0	0.0	0.0	0.0	0.0	0.0
155°	0.0	0.0	0.0	0.0	0.0	0.0	0.0	0.0	0.0	0.0	0.0
157.5°	0.0	0.0	0.0	0.0	0.0	0.0	0.0	0.0	0.0	0.0	0.0
160°	0.0	0.0	0.0	0.0	0.0	0.0	0.0	0.0	0.0	0.0	0.0
162.5°	0.0	0.0	0.0	0.0	0.0	0.0	0.0	0.0	0.0	0.0	0.0
165°	0.0	0.0	0.0	0.0	0.0	0.0	0.0	0.0	0.0	0.0	0.0
167.5°	0.0	0.0	0.0	0.0	0.0	0.0	0.0	0.0	0.0	0.0	0.0
170°	0.0	0.0	0.0	0.0	0.0	0.0	0.0	0.0	0.0	0.0	0.0
172.5°	0.0	0.0	0.0	0.0	0.0	0.0	0.0	0.0	0.0	0.0	0.0
175°	0.0	0.0	0.0	0.0	0.0	0.0	0.0	0.0	0.0	0.0	0.0
177.5°	0.0	0.0	0.0	0.0	0.0	0.0	0.0	0.0	0.0	0.0	0.0
180°	0.0	0.0	0.0	0.0	0.0	0.0	0.0	0.0	0.0	0.0	0.0



REPORT NUMBER: P227046

CATALOG NUMBER: ISW-AF-800-LED-E1-SL4-8030

CANDELA DISTRIBUTION (continued):

	50°	55°	60°	65°	70°	75°	80°	85°	90°	95°	100°
0°	626.1	626.1	626.1	626.1	626.1	626.1	626.1	626.1	626.1	626.1	626.1
2.5°	633.4	633.4	632.2	631.6	629.7	627.3	625.5	622.5	620.6	617.6	614.0
5°	625.5	623.1	621.9	619.4	615.8	612.8	609.1	604.9	600.0	594.0	587.3
7.5°	615.2	611.5	607.3	606.1	601.8	598.2	594.0	587.9	581.2	570.3	561.8
10°	610.9	607.3	603.7	601.2	595.8	591.5	586.7	578.8	570.3	555.7	540.0
12.5°	615.2	611.5	607.9	603.7	598.8	594.0	587.3	577.6	566.0	547.2	527.8
15°	625.5	621.9	615.8	611.5	604.9	600.6	591.5	580.6	563.6	540.6	515.1
17.5°	637.0	631.6	626.1	619.4	613.4	607.9	598.2	584.2	563.0	535.7	502.9
20°	647.9	641.9	633.4	628.5	622.5	614.6	604.3	587.3	561.8	526.0	490.2
22.5°	660.7	652.8	643.7	638.2	633.4	626.7	614.6	592.7	561.8	520.5	475.6
25°	677.1	666.8	657.7	652.2	649.2	644.3	629.7	605.5	566.0	517.5	463.5
27.5°	696.5	683.1	675.2	671.6	671.0	667.4	652.8	622.5	575.7	517.5	452.0
30°	719.5	708.0	697.7	697.7	705.0	702.5	686.2	648.6	590.9	519.3	443.5
32.5°	751.7	740.2	734.1	740.2	748.0	750.5	731.7	685.6	615.8	527.8	435.0
35°	799.0	791.7	787.5	796.6	812.4	818.4	795.4	740.8	652.2	544.2	430.1
37.5°	861.5	856.0	850.6	866.4	896.1	908.2	874.8	804.5	704.4	571.5	427.7
40°	933.1	933.7	939.8	971.3	999.8	1025.3	987.7	900.9	776.0	610.3	430.1
42.5°	1018.0	1024.7	1045.3	1089.0	1144.2	1164.2	1127.8	1017.4	865.1	657.0	436.2
45°	1123.6	1141.2	1176.4	1241.3	1308.0	1339.0	1287.4	1164.2	977.4	731.7	453.2
47.5°	1235.8	1274.7	1334.1	1413.0	1490.6	1510.7	1447.0	1297.1	1087.2	797.8	479.3
50°	1379.6	1426.9	1486.4	1581.0	1663.5	1675.7	1591.3	1420.3	1183.0	855.4	504.2
52.5°	1513.7	1578.0	1653.8	1763.6	1847.4	1832.2	1723.0	1530.1	1258.9	894.9	518.1
55°	1696.9	1763.6	1849.2	1945.1	2028.2	1991.8	1842.5	1623.5	1319.6	924.0	522.4
57.5°	1906.2	1957.2	2040.9	2139.2	2193.8	2131.3	1960.2	1714.5	1377.2	924.6	489.0
60°	2111.9	2171.3	2263.6	2360.0	2390.4	2282.4	2042.1	1728.5	1320.2	825.1	391.3
62.5°	2416.4	2476.5	2523.2	2539.0	2484.4	2267.2	1946.9	1581.0	1138.2	651.0	277.3
65°	2756.8	2688.9	2598.5	2513.5	2364.9	2034.8	1678.7	1298.9	883.3	435.0	191.1
67.5°	2846.0	2639.1	2442.5	2253.2	1976.0	1620.5	1266.2	913.7	566.6	247.5	129.8
69°	2753.2	2451.0	2232.0	1931.7	1645.3	1212.8	872.4	585.5	338.5	172.3	108.6
70°	2583.3	2269.0	1972.4	1650.8	1274.7	926.4	580.0	383.4	220.8	125.6	97.7
72.5°	1949.3	1558.6	1201.2	780.2	475.6	263.9	185.6	132.9	105.0	92.2	83.7
75°	1127.2	750.5	491.4	262.1	155.3	115.3	100.7	89.8	83.1	80.1	72.8
77.5°	475.6	297.3	201.4	147.4	104.4	89.2	77.7	71.6	71.0	69.2	62.5
80°	216.6	185.6	158.3	111.0	79.5	67.9	59.5	58.2	59.5	57.6	51.0
82.5°	160.8	158.3	132.3	85.5	60.7	45.5	37.0	38.8	43.7	47.3	41.3
85°	134.1	134.1	111.0	63.7	40.0	29.1	28.5	32.2	36.4	39.4	33.4
87.5°	123.2	118.3	63.7	32.8	23.1	18.8	17.6	15.8	15.8	27.3	23.1
90°	12.1	5.5	3.0	2.4	3.0	2.4	3.6	3.0	3.0	3.0	3.0
92.5°	0.0	0.0	0.0	0.0	0.0	0.0	0.0	0.0	0.0	0.0	0.0
95°	0.0	0.0	0.0	0.0	0.0	0.0	0.0	0.0	0.0	0.0	0.0
97.5°	0.0	0.0	0.0	0.0	0.0	0.0	0.0	0.0	0.0	0.0	0.0
100°	0.0	0.0	0.0	0.0	0.0	0.0	0.0	0.0	0.0	0.0	0.0
102.5°	0.0	0.0	0.0	0.0	0.0	0.0	0.0	0.0	0.0	0.0	0.0
105°	0.0	0.0	0.0	0.0	0.0	0.0	0.0	0.0	0.0	0.0	0.0
107.5°	0.0	0.0	0.0	0.0	0.0	0.0	0.0	0.0	0.0	0.0	0.0



REPORT NUMBER: P227046

CATALOG NUMBER: ISW-AF-800-LED-E1-SL4-8030

CANDELA DISTRIBUTION (continued):

	50°	55°	60°	65°	70°	75°	80°	85°	90°	95°	100°
110°	0.0	0.0	0.0	0.0	0.0	0.0	0.0	0.0	0.0	0.0	0.0
112.5°	0.0	0.0	0.0	0.0	0.0	0.0	0.0	0.0	0.0	0.0	0.0
115°	0.0	0.0	0.0	0.0	0.0	0.0	0.0	0.0	0.0	0.0	0.0
117.5°	0.0	0.0	0.0	0.0	0.0	0.0	0.0	0.0	0.0	0.0	0.0
120°	0.0	0.0	0.0	0.0	0.0	0.0	0.0	0.0	0.0	0.0	0.0
122.5°	0.0	0.0	0.0	0.0	0.0	0.0	0.0	0.0	0.0	0.0	0.0
125°	0.0	0.0	0.0	0.0	0.0	0.0	0.0	0.0	0.0	0.0	0.0
127.5°	0.0	0.0	0.0	0.0	0.0	0.0	0.0	0.0	0.0	0.0	0.0
130°	0.0	0.0	0.0	0.0	0.0	0.0	0.0	0.0	0.0	0.0	0.0
132.5°	0.0	0.0	0.0	0.0	0.0	0.0	0.0	0.0	0.0	0.0	0.0
135°	0.0	0.0	0.0	0.0	0.0	0.0	0.0	0.0	0.0	0.0	0.0
137.5°	0.0	0.0	0.0	0.0	0.0	0.0	0.0	0.0	0.0	0.0	0.0
140°	0.0	0.0	0.0	0.0	0.0	0.0	0.0	0.0	0.0	0.0	0.0
142.5°	0.0	0.0	0.0	0.0	0.0	0.0	0.0	0.0	0.0	0.0	0.0
145°	0.0	0.0	0.0	0.0	0.0	0.0	0.0	0.0	0.0	0.0	0.0
147.5°	0.0	0.0	0.0	0.0	0.0	0.0	0.0	0.0	0.0	0.0	0.0
150°	0.0	0.0	0.0	0.0	0.0	0.0	0.0	0.0	0.0	0.0	0.0
152.5°	0.0	0.0	0.0	0.0	0.0	0.0	0.0	0.0	0.0	0.0	0.0
155°	0.0	0.0	0.0	0.0	0.0	0.0	0.0	0.0	0.0	0.0	0.0
157.5°	0.0	0.0	0.0	0.0	0.0	0.0	0.0	0.0	0.0	0.0	0.0
160°	0.0	0.0	0.0	0.0	0.0	0.0	0.0	0.0	0.0	0.0	0.0
162.5°	0.0	0.0	0.0	0.0	0.0	0.0	0.0	0.0	0.0	0.0	0.0
165°	0.0	0.0	0.0	0.0	0.0	0.0	0.0	0.0	0.0	0.0	0.0
167.5°	0.0	0.0	0.0	0.0	0.0	0.0	0.0	0.0	0.0	0.0	0.0
170°	0.0	0.0	0.0	0.0	0.0	0.0	0.0	0.0	0.0	0.0	0.0
172.5°	0.0	0.0	0.0	0.0	0.0	0.0	0.0	0.0	0.0	0.0	0.0
175°	0.0	0.0	0.0	0.0	0.0	0.0	0.0	0.0	0.0	0.0	0.0
177.5°	0.0	0.0	0.0	0.0	0.0	0.0	0.0	0.0	0.0	0.0	0.0
180°	0.0	0.0	0.0	0.0	0.0	0.0	0.0	0.0	0.0	0.0	0.0



REPORT NUMBER: P227046

CATALOG NUMBER: ISW-AF-800-LED-E1-SL4-8030

CANDELA DISTRIBUTION (continued):

	105°	110°	115°	120°	125°	130°	135°	140°	145°	150°	155°
0°	626.1	626.1	626.1	626.1	626.1	626.1	626.1	626.1	626.1	626.1	626.1
2.5°	610.9	608.5	602.4	601.2	599.4	597.0	596.4	593.3	587.3	586.1	586.7
5°	583.0	573.3	566.6	561.2	556.9	546.0	541.8	536.9	528.4	526.0	522.4
7.5°	550.3	538.7	525.4	515.7	504.2	492.6	483.5	472.0	462.9	457.4	447.7
10°	524.8	509.0	491.4	472.0	456.8	439.2	427.7	414.4	399.8	386.5	376.8
12.5°	505.4	483.5	458.1	435.0	413.2	394.3	373.7	354.9	336.7	318.5	302.7
15°	489.6	462.3	430.1	401.0	374.3	346.4	323.4	297.3	274.2	258.5	238.4
17.5°	472.6	437.4	399.2	365.2	330.6	301.5	272.4	245.1	223.3	202.6	186.3
20°	452.0	409.5	368.3	328.8	289.4	256.0	226.3	200.2	179.0	162.6	150.5
22.5°	428.9	379.2	331.3	288.2	248.7	216.0	188.1	168.7	152.9	143.8	140.1
25°	406.5	349.5	295.5	248.1	208.7	180.8	162.0	145.6	137.7	134.1	134.1
27.5°	385.9	319.1	259.1	212.9	174.7	152.9	138.3	131.7	128.0	128.0	129.8
30°	366.4	288.8	224.5	177.8	147.4	131.0	123.2	120.7	121.3	123.8	126.2
32.5°	344.0	259.7	194.7	152.9	128.0	117.1	111.0	111.6	114.7	118.9	123.2
35°	320.3	228.7	168.7	134.1	114.7	106.2	102.5	103.1	107.4	112.8	117.1
37.5°	299.1	203.8	148.6	119.5	105.0	99.5	96.5	97.1	100.1	106.8	112.2
40°	277.9	182.6	132.3	111.0	99.5	94.0	92.2	91.6	94.0	100.1	106.8
42.5°	259.7	164.4	122.6	105.0	95.9	91.0	88.6	88.6	89.8	94.6	101.3
45°	248.7	153.5	115.9	100.7	92.8	88.6	86.2	84.9	86.8	89.8	95.9
47.5°	248.7	148.0	111.6	97.7	90.4	86.8	83.7	83.1	83.7	86.8	92.8
50°	257.2	149.2	111.0	96.5	89.2	84.3	81.3	81.3	82.5	86.8	91.6
52.5°	264.5	151.7	112.8	97.7	89.2	83.1	79.5	78.9	80.7	84.9	89.2
55°	263.3	151.7	114.7	99.5	91.0	83.7	78.9	78.3	79.5	83.7	88.0
57.5°	235.4	142.6	112.8	100.7	93.4	86.8	81.9	80.1	81.3	84.9	88.6
60°	190.5	126.8	108.0	100.7	97.1	92.2	87.4	86.2	86.8	90.4	94.6
62.5°	149.2	112.8	101.9	100.1	98.9	96.5	94.6	93.4	93.4	96.5	100.1
65°	121.3	101.9	97.1	97.7	98.9	98.3	97.7	97.1	97.1	98.9	102.5
67.5°	101.3	91.6	90.4	92.2	93.4	94.0	94.6	94.0	94.6	96.5	100.7
69°	92.2	86.2	84.9	86.2	88.6	89.2	90.4	89.8	90.4	92.2	96.5
70°	86.8	81.9	80.7	82.5	84.3	84.9	86.2	85.5	86.2	88.0	92.2
72.5°	75.2	69.8	67.9	69.2	71.0	71.0	72.8	73.4	72.2	72.8	75.8
75°	64.3	58.2	55.2	55.8	55.8	55.8	57.0	57.0	55.8	55.2	55.8
77.5°	54.0	47.3	43.7	43.7	43.7	43.1	41.3	41.9	42.5	41.9	42.5
80°	42.5	37.0	33.4	33.4	33.4	32.2	31.5	31.5	32.8	34.0	33.4
82.5°	32.8	27.3	25.5	24.9	24.9	23.7	23.7	24.9	24.3	24.9	26.1
85°	23.7	19.4	17.6	18.2	17.6	16.4	17.0	18.8	18.8	18.2	19.4
87.5°	14.6	12.1	11.5	12.1	10.9	9.1	8.5	9.1	10.3	9.7	10.9
90°	1.8	1.2	1.2	1.2	1.8	1.2	1.2	1.2	1.8	1.8	1.2
92.5°	0.0	0.0	0.0	0.0	0.0	0.0	0.0	0.0	0.0	0.0	0.0
95°	0.0	0.0	0.0	0.0	0.0	0.0	0.0	0.0	0.0	0.0	0.0
97.5°	0.0	0.0	0.0	0.0	0.0	0.0	0.0	0.0	0.0	0.0	0.0
100°	0.0	0.0	0.0	0.0	0.0	0.0	0.0	0.0	0.0	0.0	0.0
102.5°	0.0	0.0	0.0	0.0	0.0	0.0	0.0	0.0	0.0	0.0	0.0
105°	0.0	0.0	0.0	0.0	0.0	0.0	0.0	0.0	0.0	0.0	0.0
107.5°	0.0	0.0	0.0	0.0	0.0	0.0	0.0	0.0	0.0	0.0	0.0



REPORT NUMBER: P227046
 CATALOG NUMBER: ISW-AF-800-LED-E1-SL4-8030

REPORT N
 CATALOG

CANDELA DISTRIBUTION (continued):

CANDELA

	105°	110°	115°	120°	125°	130°	135°	140°	145°	150°	155°	
110°	0.0	0.0	0.0	0.0	0.0	0.0	0.0	0.0	0.0	0.0	0.0	0°
112.5°	0.0	0.0	0.0	0.0	0.0	0.0	0.0	0.0	0.0	0.0	0.0	2.5°
115°	0.0	0.0	0.0	0.0	0.0	0.0	0.0	0.0	0.0	0.0	0.0	5°
117.5°	0.0	0.0	0.0	0.0	0.0	0.0	0.0	0.0	0.0	0.0	0.0	7.5°
120°	0.0	0.0	0.0	0.0	0.0	0.0	0.0	0.0	0.0	0.0	0.0	10°
122.5°	0.0	0.0	0.0	0.0	0.0	0.0	0.0	0.0	0.0	0.0	0.0	12.5°
125°	0.0	0.0	0.0	0.0	0.0	0.0	0.0	0.0	0.0	0.0	0.0	15°
127.5°	0.0	0.0	0.0	0.0	0.0	0.0	0.0	0.0	0.0	0.0	0.0	17.5°
130°	0.0	0.0	0.0	0.0	0.0	0.0	0.0	0.0	0.0	0.0	0.0	20°
132.5°	0.0	0.0	0.0	0.0	0.0	0.0	0.0	0.0	0.0	0.0	0.0	22.5°
135°	0.0	0.0	0.0	0.0	0.0	0.0	0.0	0.0	0.0	0.0	0.0	25°
137.5°	0.0	0.0	0.0	0.0	0.0	0.0	0.0	0.0	0.0	0.0	0.0	27.5°
140°	0.0	0.0	0.0	0.0	0.0	0.0	0.0	0.0	0.0	0.0	0.0	30°
142.5°	0.0	0.0	0.0	0.0	0.0	0.0	0.0	0.0	0.0	0.0	0.0	32.5°
145°	0.0	0.0	0.0	0.0	0.0	0.0	0.0	0.0	0.0	0.0	0.0	35°
147.5°	0.0	0.0	0.0	0.0	0.0	0.0	0.0	0.0	0.0	0.0	0.0	37.5°
150°	0.0	0.0	0.0	0.0	0.0	0.0	0.0	0.0	0.0	0.0	0.0	40°
152.5°	0.0	0.0	0.0	0.0	0.0	0.0	0.0	0.0	0.0	0.0	0.0	42.5°
155°	0.0	0.0	0.0	0.0	0.0	0.0	0.0	0.0	0.0	0.0	0.0	45°
157.5°	0.0	0.0	0.0	0.0	0.0	0.0	0.0	0.0	0.0	0.0	0.0	47.5°
160°	0.0	0.0	0.0	0.0	0.0	0.0	0.0	0.0	0.0	0.0	0.0	50°
162.5°	0.0	0.0	0.0	0.0	0.0	0.0	0.0	0.0	0.0	0.0	0.0	52.5°
165°	0.0	0.0	0.0	0.0	0.0	0.0	0.0	0.0	0.0	0.0	0.0	55°
167.5°	0.0	0.0	0.0	0.0	0.0	0.0	0.0	0.0	0.0	0.0	0.0	57.5°
170°	0.0	0.0	0.0	0.0	0.0	0.0	0.0	0.0	0.0	0.0	0.0	60°
172.5°	0.0	0.0	0.0	0.0	0.0	0.0	0.0	0.0	0.0	0.0	0.0	62.5°
175°	0.0	0.0	0.0	0.0	0.0	0.0	0.0	0.0	0.0	0.0	0.0	65°
177.5°	0.0	0.0	0.0	0.0	0.0	0.0	0.0	0.0	0.0	0.0	0.0	67.5°
180°	0.0	0.0	0.0	0.0	0.0	0.0	0.0	0.0	0.0	0.0	0.0	69°
												70°
												72.5°
												75°
												77.5°
												80°
												82.5°
												85°
												87.5°
												90°
												92.5°
												95°
												97.5°
												100°
												102.5°
												105°
												107.5°

NUMBER: P227046
 NUMBER: ISW-AF-800-LED-E1-SL4-8030

REPORT NUMBER: P
 CATALOG NUMBER:

DISTRIBUTION (continued):

160°	165°	170°	175°	180°
626.1	626.1	626.1	626.1	626.1
582.4	584.2	576.4	580.0	577.6
518.7	515.7	515.1	513.3	509.6
444.1	441.7	434.4	436.8	431.4
367.0	366.4	353.1	353.7	347.0
296.1	285.1	279.7	271.8	276.0
229.3	220.2	208.7	205.7	209.9
172.9	163.8	158.3	153.5	151.7
143.2	137.7	134.7	132.9	131.7
138.3	137.1	136.5	135.3	134.7
135.3	136.5	136.5	136.5	135.3
132.3	134.7	135.3	134.7	133.5
129.2	131.0	131.0	130.4	128.6
125.0	126.8	126.8	126.2	125.0
120.1	121.3	121.9	121.9	122.6
116.5	117.7	118.9	120.1	121.9
112.2	114.1	114.7	117.1	119.5
106.8	109.2	110.4	112.2	114.7
101.3	104.4	105.0	107.4	109.8
98.9	101.3	101.3	103.1	105.0
95.9	97.1	96.5	97.7	98.3
92.8	94.0	93.4	94.6	95.3
90.4	91.6	92.8	94.0	94.6
91.6	93.4	94.0	95.9	96.5
97.1	99.5	101.9	104.4	106.2
102.5	105.6	111.0	121.9	126.2
105.6	109.8	122.6	141.4	146.8
103.7	109.2	124.4	144.4	151.1
100.1	104.4	120.7	141.4	147.4
95.3	99.5	115.9	138.3	143.8
77.0	79.5	97.7	118.9	122.6
56.4	58.2	72.2	80.7	80.1
43.7	46.1	51.0	51.6	51.0
34.6	35.8	38.2	38.2	38.8
26.7	27.3	28.5	27.3	26.7
20.0	19.4	18.8	18.2	17.6
11.5	11.5	9.7	8.5	7.9
1.2	1.8	1.8	1.2	0.0
0.0	0.0	0.0	0.0	0.0
0.0	0.0	0.0	0.0	0.0
0.0	0.0	0.0	0.0	0.0
0.0	0.0	0.0	0.0	0.0
0.0	0.0	0.0	0.0	0.0
0.0	0.0	0.0	0.0	0.0
0.0	0.0	0.0	0.0	0.0
0.0	0.0	0.0	0.0	0.0
0.0	0.0	0.0	0.0	0.0

CANDELA DISTRIBUTION:

	160°
110°	0.0
112.5°	0.0
115°	0.0
117.5°	0.0
120°	0.0
122.5°	0.0
125°	0.0
127.5°	0.0
130°	0.0
132.5°	0.0
135°	0.0
137.5°	0.0
140°	0.0
142.5°	0.0
145°	0.0
147.5°	0.0
150°	0.0
152.5°	0.0
155°	0.0
157.5°	0.0
160°	0.0
162.5°	0.0
165°	0.0
167.5°	0.0
170°	0.0
172.5°	0.0
175°	0.0
177.5°	0.0
180°	0.0

